


# Model MKF 240 | Dynamic climate chambers for rapid temperature changes with humidity control

A BINDER MKF series environmental simulation chamber is ideally suited for any cold and heat testing based on current temperature and climate testing methods according to DIN and IEC standards. The comprehensive standard equipment for this environmental simulation chamber ensures ease of operation.

## BENEFITS

- Homogeneous climate conditions thanks to APT.line™ technology
- Automatic water and wastewater management
- Pressure humidification with fast response times
- Comprehensive programming and data acquisition
- Large heated viewing window



Model



Model

## MAIN FEATURES

- Temperature range: -40 °C to +180 °C
- Humidity range: 10 % to 98 % RH
- Integrated water-storage tank, 20 liters
- 4 zero-voltage relay contacts
- APT.line™ preheating chamber technology
- Programmable condensation protection for test material
- Heated viewing window with LED interior lighting
- Humidity regulation with capacitive humidity sensor and vapor humidification
- BINDER Multi Management Software APT-COM™ 4 Basic Edition
- Troubleshooting system with visual and audible alarms
- Intuitive touchscreen controller with time-segment and real-time programming
- Internal data logger, measured values can be read out in open format via USB
- Access port with silicone plug: 50 mm, left
- Class 2 independent adjustable temperature safety device (DIN 12880) with visual alarm
- 4 castors, two with brakes
- Computer interface: Ethernet
- Adjustable ramp function
- Integrated chart recorder
- Real-time clock
- Door heating
- Alarm notification in the event of insufficient water in fresh water tank
- 1 stainless steel rack
- Complete safety connection kit for water supply and drainage, up to 1 m height
- Inner chamber made of stainless steel
- CFC-free refrigerant R-452A
- Cooling with compressor cooling unit

## OPTIONAL EQUIPMENT

- APT-COM Multi Management Software – for managing, recording, and documenting unit parameters
- Racks – option of stainless steel racks, depending on test requirements
- Systems for water treatment and compressed air supply
- Services – wide range of services to ensure that the unit functions correctly

## ORDERING INFORMATION

Interior volume [cu.ft.]	Voltage	Option model	Version	Art.-No.
8	400 V 3~ 50 Hz	Standard	MKF240-400V	9020-0380
	480 V 3~ 60 Hz	Standard	MKF240-480V-C	9020-0358

## TECHNICAL DATA

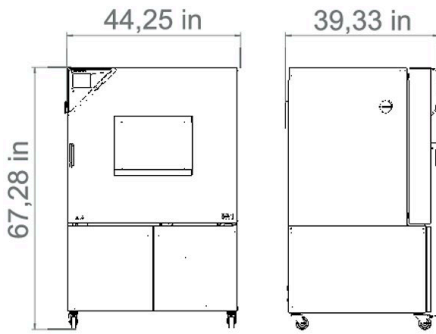
Description	MKF240-400V <sup>1</sup>	MKF240-480V-C <sup>1</sup>
<b>Article Number</b>	<b>9020-0380</b>	<b>9020-0358</b>
Performance Data Temperature		
Temperature range	-40...180	-40...180
Temperature variation depending on setpoint [± K]	0.1...1.5	0.1...1.5
Temperature fluctuation depending on setpoint [± K]	0.1...0.5	0.1...0.5
Average heating-up rate according to IEC 60068-3-5 [K/min]	5	5
Cooling down time from 180 °C to -40 °C [min]	120	120
Average cooling down time according to IEC 60068-3-5 [K/min]	5	5
Max. heat compensation at 25 °C [W]	2800	2800

<sup>1</sup> All technical data is specified for unloaded units with standard equipment at an ambient temperature of +22 °C ±3 °C and a power supply voltage fluctuation of ±10 %. The temperature data is determined in accordance to BINDER factory standard following DIN 12880, observing the recommended wall clearances of 10 % of the height, width, and depth of the inner chamber. Technical data refers to 100 % fan speed. All indications are average values, typical for units produced in series. We reserve the right to change technical specifications at any time.

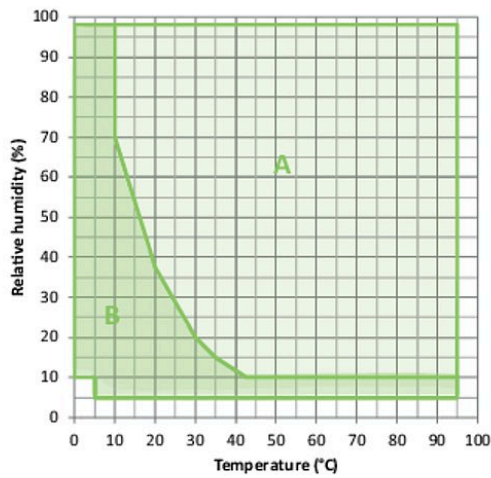
Description	MKF240-400V <sup>1</sup>	MKF240-480V-C <sup>1</sup>
<b>Article Number</b>	<b>9020-0380</b>	<b>9020-0358</b>
<b>Performance Data Climate</b>		
Temperature range [°C]	10...95	10...95
Temperature fluctuation depending on setpoint [± K]	0.1...1.3	0.1...1.3
Humidity range	10...98	10...98
Humidity fluctuation depending on setpoint	±2,5 ± % RH	±2,5 ± % RH
Dew point temperature range [°C]	5...94	5...94
<b>Electrical data</b>		
Rated Voltage [V]	400	480
Power frequency [Hz]	50	60
Nominal power [kW]	6.8	6.8
Unit fuse [A]	16	16
Phase (Nominal voltage)	3~	3~
<b>Measures</b>		
Interior volume [cu.ft.]	8	8
Net weight of the unit (empty) [lbs]	794	593
Permitted load [lbs]	154	154
Load per rack [lbs]	66	66
Viewing window width [in]	20.02	20.02
Viewing window height [in]	11.82	11.82
Wall clearance back [in]	11.82	11.82
Wall clearance sidewise [in]	7.88	7.88
<b>Internal Dimensions</b>		
Width [in]	28.96	28.96
Height [in]	27.58	27.58
Depth [in]	17.45	17.45
<b>Doors</b>		
Unit doors	1	1
<b>Housing dimensions not incl. fittings and connections</b>		
Width net [in]	43.9	43.9
Height net [in]	67.6	67.6
Depth net [in]	36.45	36.45
<b>Environment-specific data</b>		
Energy consumption at 25 °C and 60 % RH [Wh/h]	1500	1500
Sound-pressure level [dB(A)]	65	67
<b>Fixtures</b>		
Number of shelves (std./max.)	1/6	1/6

<sup>1</sup> All technical data is specified for unloaded units with standard equipment at an ambient temperature of +22 °C ±3 °C and a power supply voltage fluctuation of ±10 %. The temperature data is determined in accordance to BINDER factory standard following DIN 12880, observing the recommended wall clearances of 10 % of the height, width, and depth of the inner chamber. Technical data refers to 100 % fan speed. All indications are average values, typical for units produced in series. We reserve the right to change technical specifications at any time.

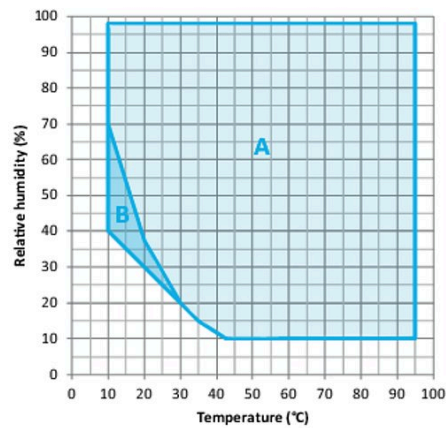
**DIMENSIONS INCL. FITTINGS AND CONNECTIONS [MM]**



**CHARTS**



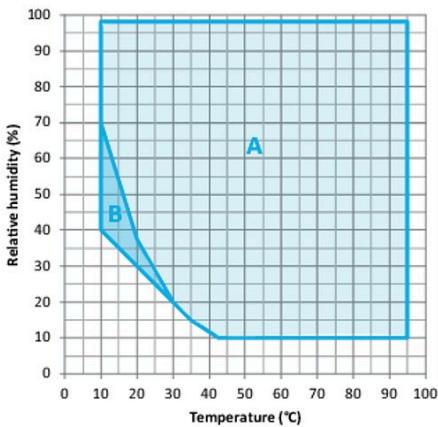
A: Standard Klimabereich  
 B: Erweiterter Bereich mit geregeltm Drucklufttrockner



A: Standard Klimabereich  
 B: Zeitlich eingeschränkter Betrieb (max. 24 h)

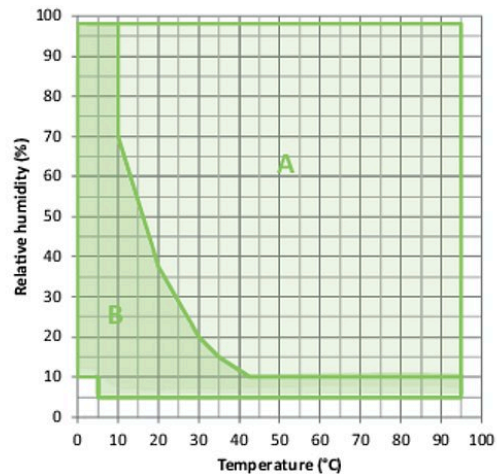
Climate chart

Climate chart



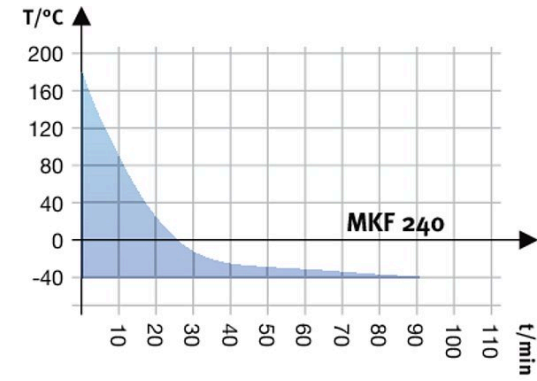
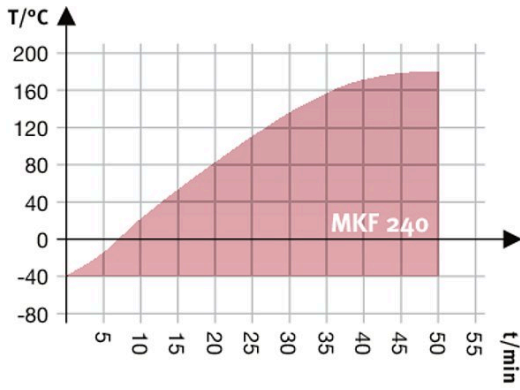
A: Standard Climate range  
 B: Time-limited operation (max. 24 hours)

Climate chart



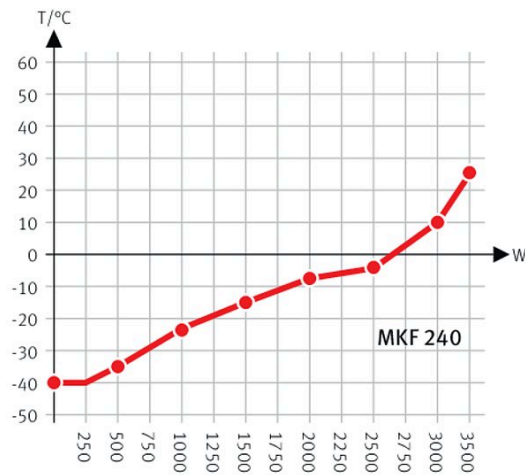
A: Standard Climate range  
 B: Expanded range with controlled dry-air purge

Climate chart



Heating up rate

Cooling down rate



Heat compensation with a set value of -40°C

Heat compensation chart

## OPTIONS

Designation	Description	*	Art.-No.
	left		
	30 mm	01	8012-1323
	50 mm	01	8012-1329
	80 mm	01	8012-1335
	100 mm	01	8012-1543
	125 mm	01	8012-1352
	right		
<b>Access port with silicone plug</b>	30 mm	01	8012-1320
	50 mm	01	8012-1326
	80 mm	01	8012-1332
	100 mm	01	8012-1540
	125 mm	01	8012-1349
	top		
	80 mm	01	8012-1537
	100 mm	01	8012-1531
	125 mm	01	8012-1534
<b>Analog output 4-20 mA</b>	for temperature and humidity values (output not adjustable)	-	8012-1085
<b>Calibration certificate, expanded</b>	for temperature and humidity; for extending the measurement in center of chamber to include another test value	-	8012-1194

\* Notes › See last page

Designation	Description	*	Art.-No.
<b>Calibration certificate, temperature</b>	temperature measurement incl. certificate and 27 measuring points at specified temperature	-	8012-1609
	temperature measurement incl. certificate, 15- 18 measuring points at specified temperature	-	8012-1589
	temperature measurement incl. certificate, 9 measuring points at specified temperature	-	8012-1568
<b>Calibration certificate, temperature and humidity</b>	Measurement in center of chamber at 25 °C / 60% RH or at specified test values	-	8012-1188
	temperature (according to DIN12880) and humidity measurement incl. certificate, 27 temperature measuring points and 1 humidity measuring point, at 25 °C / 60 % RH or at specified values	-	8012-1615
<b>Compressed air connection</b>	for the connection to an existing pressurized air network	-	8012-1787
<b>Door lock</b>	lockable door handle	-	8012-1862
<b>Dry-air purge</b>	controlled, incl. connection; suitable for the simulation of current automobile industry standards	-	8012-1869
<b>Notch-type access port</b>	notch-type access port in door, 100 x 35 mm	-	8012-1856
<b>Pt 100 temperature sensor</b>	additional flexible Pt 100, interior, for displaying the temperature on the unit display	-	8012-1094
<b>RS 485 interface, 2-wire</b>	Additional serial interface can be used parallel to Ethernet, for Multi Management Software APT-COM™	-	8012-1769
<b>Temperature safety device class 2</b>	with visual alarm (DIN 12880)	-	8012-1864
<b>Water circuit</b>	allows condensed water to be reused	-	8012-1512
<b>Water cooling</b>	for reduced heat loss to ambient air	-	8012-0842

\* Notes › See last page

## ACCESSORIES

Designation	Description	*	Art.-No.
<b>BINDER PURE AQUA SERVICE</b>	System for preparation or complete desalination of tap water, complete set containing PURE AQUA 300 single-use cartridge, measuring device, and all necessary connecting parts	-	8012-0759
<b>BINDER PURE AQUA SERVICE, accessories</b>	Single-use, replacement cartridge for BINDER PURE AQUA System	-	6011-0165
<b>Multi Management Software</b>	Multi Management Software APT-COM™		
	version 4, GLP edition	-	9053-0042
	version 4, PROFESSIONAL edition	-	9053-0040
<b>pH-neutral detergent</b>	concentrated, for gentle remove of residual contaminants; 1 kg	-	1002-0016
<b>Qualification documents</b>	IQ/OQ documents – supporting documents for validation performed by customers, consisting of: IQ/OQ checklists incl. calibration guide and comprehensive unit documentation; parameters: temperature and humidity values		
	Digital in PDF format	-	7057-0002
	Hard copy inside folder	-	7007-0002
	IQ/OQ/PQ documents – supporting documents for validation performed by customers, according to customer requirements, PQ section added to qualification folder IQ/OQ; parameters: temperature and humidity values		
	Digital in PDF format	-	7057-0006
	Hard copy inside folder	-	7007-0006
<b>Rack</b>	stainless steel	-	8012-2053
<b>Rack accessories</b>	fasteners (1 set of 4) for additional security of racks	-	8012-0620
<b>Rack, reinforced</b>	stainless steel, with fasteners (1 set of 4)	-	8012-0605
<b>RS 485 / RS 422 interface converter</b>	RS 422 cable set and RS 485 / RS 422 interface converter for connection to 10-way plug distributor		
	115 V option model	-	8012-0599
	230 V option model	-	8012-0589
<b>Shelf, perforated</b>	Stainless steel	-	8009-0447
<b>WLAN kit</b>	The kit contains a client bridge that establishes a wireless connection between BINDER units and APT-COM4, LIMS, or customer-specific software via an Ethernet interface. It provides an alternative solution in situations where units need to be positioned in locations without an on-site Ethernet connection. In secured networks, installation and configuration must be performed by the customer's IT service.	-	8500-0164

\* Notes › See last page

**SERVICES**

Designation	Description	*	Art.-No.
<b>Installation services</b>			
Unit installation	Connect the unit to the customer-side connections (electricity, water, wastewater, gas), basic functions check, brief operating instructions. (excl.: unpacking, setup, controller instructions, programming, installation work)	05	DL10-0300
Unit instructions	Instruction regarding operating principle and basic functions of the unit, operation of the control electronics including programming	05	DL10-0700
<b>Maintenance services</b>			
BRONZE 3-year maintenance contract	Maintenance service as contractually agreed, visual inspection of mechanical and electrical components, check of control response, 20% discount on spare parts	05	DL20-0710
GOLD 3-year maintenance contract	Maintenance service as contractually agreed, visual inspection of mechanical and electrical components, check of control response, 20% discount on spare parts, testing of all key functions, replacement of wear parts, calibration of one temperature and CO <sub>2</sub> value, including certificate	05	DL20-0940
Leakage test	One-off maintenance service in accordance with maintenance schedule. Visual inspection of mechanical and electrical components, testing of all key functions. Calibration of a test temperature specified by the user in center of usable space without certificate	05	DL00-0034
Maintenance	One-off maintenance service in accordance with maintenance schedule. Visual inspection of mechanical and electrical components, testing of all key functions. Calibration of a test temperature specified by the user in center of usable space without certificate	05	DL20-0500
SILVER 3-year maintenance contract	Maintenance service as contractually agreed, visual inspection of mechanical and electrical components, check of control response, 20% discount on spare parts, testing of all key functions, calibration of one test temperature specified by the user in the center of the usable space, without certificate	05	DL20-0830
<b>Calibration services</b>			
Temperature and humidity calibration	Expansion –Temperature and humidity calibration with 1 measuring point in center of chamber with 1 specified pair of values, including certificate	03, 04, 05	DL30-0302
	Temperature and humidity calibration with 1 measuring point in center of chamber with 1 specified pair of values, including certificate	03, 04, 05	DL30-0301
Temperature and humidity measurement according to DIN12880	Temperature measurement in accordance with DIN 12880 with 27 temperature measuring points and 1 humidity measuring point in center of chamber with a pair of values specified by the user, including certificate	03, 04, 05	DL30-0427
Temperature measurement, 18 temperature measuring points and 1 humidity measuring point	Temperature measurement with 18 temperature measuring points and 1 humidity measuring point in center of chamber with a pair of values specified by the user, including certificate	03, 04, 05	DL30-0318
Temperature measurement, 27 temperature measuring points and 1 humidity measuring point	Temperature measurement with 27 temperature measuring points and 1 humidity measuring point in center of chamber with a pair of values specified by the user, including certificate	03, 04, 05	DL30-0327
Temperature measurement, 9 temperature measuring points and 1 humidity measuring point	Temperature measurement with 9 temperature measuring points and 1 humidity measuring point in center of chamber with a pair of values specified by the user, including certificate	03, 04, 05	DL30-0309
<b>Validation services</b>			
Execution of IQ/OQ	Execution of IQ/OQ in accordance with qualification folder	05	DL42-0300
Execution of IQ/OQ/PQ	Execution of IQ/OQ/PQ in accordance with qualification folder	05	DL44-0500
<b>Warranty service</b>			
Warranty extension from 2 to 3 years	The warranty is extended by 1 year from the delivery date, wear parts are excluded	–	DL50-0040

\* Notes › See last page

**NOTES**

- 01 Condensation may occur in the area around the access port. Access ports may be placed in custom locations for an additional charge.
- 02 UL mark is not granted when this option is used.
- 03 Sensor calibration is performed in an accredited calibration laboratory.
- 04 Calibration is performed according to the BINDER factory standard.
- 05 Quoted prices do not include travel costs. Please refer to the chapter on BINDER Service for travel costs for your region. Quoted prices for services performed in Switzerland do not include a country-specific added fee (available on request).

**BINDER GmbH**

Tuttlingen, Germany  
TEL +49 7462 2005 0  
FAX +49 7462 2005 100  
info@binder-world.com  
www.binder-world.com

**BINDER Asia Pacific (Hong Kong) Ltd.**

Kowloon, Hong Kong, P.R. China  
TEL +852 39070500  
FAX +852 39070507  
asia@binder-world.com  
www.binder-world.com

**Representative Office for CIS**

Moscow, Russia  
TEL +7 495 988 15 16  
FAX +7 495 988 15 17  
russia@binder-world.com  
www.binder-world.com

**BINDER Environmental Testing  
Equipment (Shanghai) Co., Ltd.**

Shanghai, P.R. China  
TEL +86 21 685 808 25  
FAX +86 21 685 808 29  
china@binder-world.com  
www.binder-world.com

**BINDER Inc.**

Bohemia, NY, USA  
TEL +1 631 224 4340  
FAX +1 631 224 4354  
usa@binder-world.com  
www.binder-world.us