

Model MKF 56 | Dynamic climate chambers for rapid temperature changes with humidity control

A BINDER MKF series environmental simulation chamber is ideally suited for any cold and heat testing based on current temperature and climate testing methods according to DIN and IEC standards. The comprehensive standard equipment for this environmental simulation chamber ensures ease of operation.

BENEFITS

- Homogeneous climate conditions thanks to APT.line™ technology
- Automatic water and wastewater management
- Pressure humidification with fast response times
- Comprehensive programming and data acquisition
- Large heated viewing window



Model 56



Model 56

MAIN FEATURES

- Temperature range: -40 °C to 180 °C
- Humidity range: 10 % to 98 % RH
- Integrated water-storage tank, 20 liters (Models 115, 240, 720)
- 4 zero-voltage relay contacts
- 1 stainless steel rack
- APT.line™ preheating chamber technology
- Intuitive touchscreen controller with time-segment and real-time programming
- Internal data logger, measured values can be read out in open format via USB
- Programmable condensation protection for test material
- Heated viewing window with LED interior lighting
- Humidity regulation with capacitive humidity sensor and vapor humidification
- BINDER Multi Management Software APT-COM™ Basic Edition
- Troubleshooting system with visual and audible alarms
- Access port with silicone plug (Models 56, 115, 240: 50 mm, left)
- 2 access ports with silicone plugs (Model 720: 80 mm, left and right)
- Class 2 independent adjustable temperature safety device (DIN 12880) with visual alarm
- 4 castors, two with brakes
- Computer interface: Ethernet
- 230 V power socket on the right-side control panel (Models 115, 240, 720)
- Adjustable ramp function
- Integrated chart recorder
- Real-time clock
- Door heating
- Alarm notification in the event of insufficient water in fresh water tank (Models 115, 240, 720)
- Complete safety connection kit for water supply and drainage, up to 1 m height
- Inner chamber made of stainless steel
- CFC-free refrigerant R-404A
- Cooling with compressor cooling unit

ORDERING INFORMATION

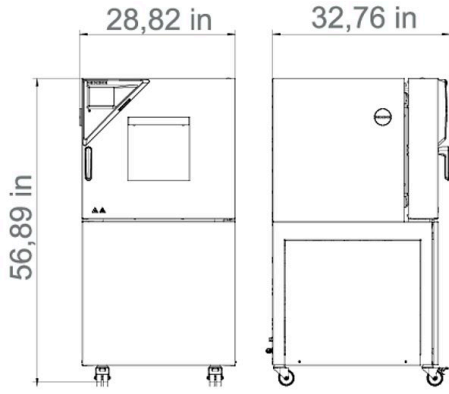
Interior volume [cu.ft.]	Voltage	Option model	Version	Art.-No.
2.1	200...230 V 1~ 50 Hz	Standard	MKF056-230V	9020-0378
	200...240 V 1~ 60 Hz	Standard	MKF056-240V	9020-0389

TECHNICAL DATA

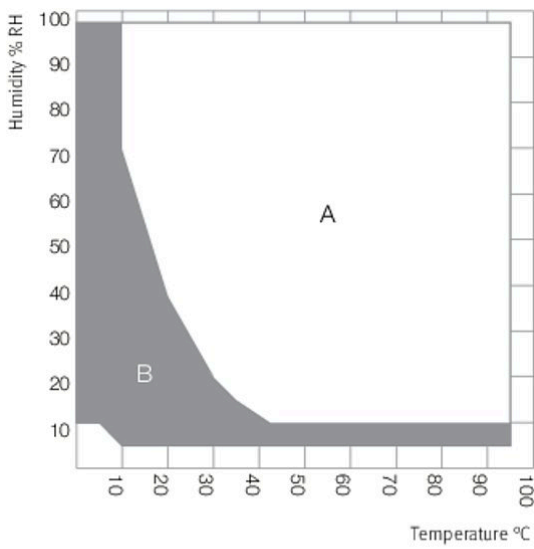
Description	MKF056-230V ¹	MKF056-240V ¹
Article Number	9020-0378	9020-0389
Performance Data Temperature		
Temperature range	-40...180	-40...180
Temperature variation depending on setpoint [± K]	0.5...1.5	0.5...1.5
Temperature fluctuation depending on setpoint [± K]	0.1...0.5	0.1...0.5
Average heating-up rate according to IEC 60068-3-5 [K/min]	5	5
Cooling down time from 180 °C to -40 °C [min]	90	90
Average cooling down time according to IEC 60068-3-5 [K/min]	5	5
Max. heat compensation at 25 °C [W]	1200	1200
Performance Data Climate		
Temperature range [°C]	10...95	10...95
Temperature fluctuation depending on setpoint [± K]	0.1...0.5	0.1...0.5
Humidity range [% RH]	10...98	10...98
Humidity fluctuation depending on setpoint	±2,5 ± % RH	±2,5 ± % RH
Dew point temperature range [°C]	50...94	50...94
Electrical data		
Rated Voltage [V]	200...230	200...240
Power frequency [Hz]	50	60
Nominal power [kW]	2.8	2.8
Unit fuse [A]	16	16
Phase (Nominal voltage)	1~	1~
Measures		
Interior volume [cu.ft.]	2.1	2.1
Net weight of the unit (empty) [lbs]	386	386
Permitted load [lbs]	132	132
Load per rack [lbs]	33	33
Viewing window width [in]	11.35	11.35
Viewing window height [in]	10.05	10.05
Wall clearance back [in]	11.82	11.82
Wall clearance sidewise [in]	7.88	7.88
Internal Dimensions		
Width [in]	15.76	15.76
Height [in]	16.55	16.55
Depth [in]	13.71	13.71
Doors		
Unit doors	1	1
Housing dimensions not incl. fittings and connections		
Width net [in]	28.37	28.37
Height net [in]	56.9	56.9
Depth net [in]	30.73	30.73
Environment-specific data		
Sound-pressure level [dB(A)]	59	59
Fixtures		
Number of shelves (std./max.)	1/4	1/4

1 All technical data is specified for unloaded units with standard equipment at an ambient temperature of +22 °C ±3 °C and a power supply voltage fluctuation of ±10 %. The temperature data is determined in accordance to BINDER factory standard following DIN 12880, observing the recommended wall clearances of 10 % of the height, width, and depth of the inner chamber. Technical data refers to 100 % fan speed. All indications are average values, typical for units produced in series. We reserve the right to change technical specifications at any time.

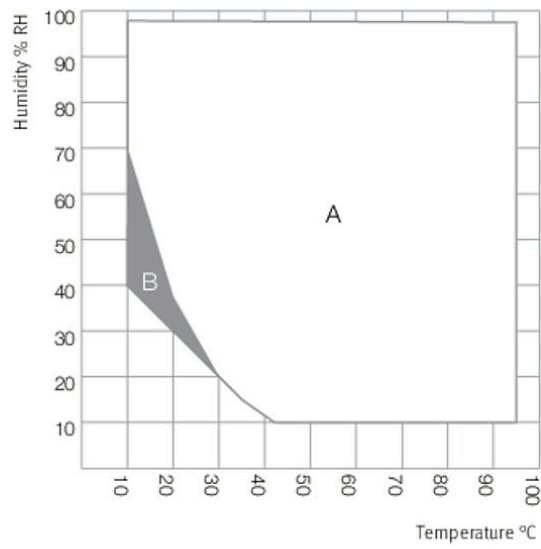
DIMENSIONS INCL. FITTINGS AND CONNECTIONS [MM]



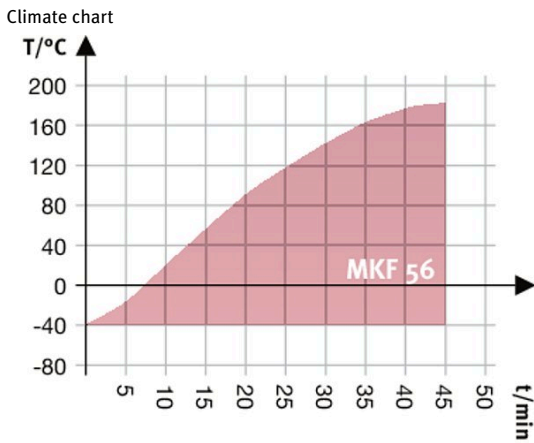
CHARTS



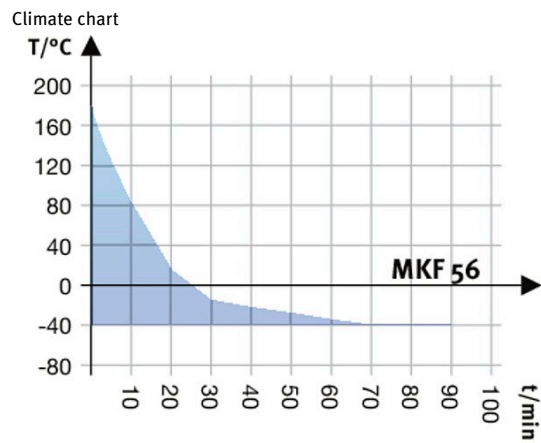
A: Standard Climate range
B: Extended range with dry-air purge



A: Standard Climate range
B: Time-limited operation (max. 24 hours)



Heating up rate



Cooling down rate



Heat compensation chart

OPTIONS

Designation	Description	*	Art.-No.
Calibration certificate, temperature	temperature measurement incl. certificate and 27 measuring points at specified temperature	-	8012-1609
	additional flexible Pt 100, interior, for displaying the temperature on the unit display	-	8012-1094
	Additional serial interface can be used parallel to Ethernet, for Multi Management Software APT-COM™	-	8012-1769
	controlled, incl. connection; suitable for the simulation of current automobile industry standards	-	8012-1088
	for reduced heat loss to ambient air	-	8012-1098
	for temperature and humidity values (output not adjustable)	-	8012-1085
	for temperature and humidity; for extending the measurement in center of chamber to include another test value	-	8012-1194
	for the connection to an existing pressurized air network	-	8012-1796
	left		
	30 mm	01	8012-1323
50 mm	01	8012-1329	
80 mm	01	8012-1335	
Options/Accessories	lockable door handle	-	8012-1096
	Measurement in center of chamber at 25 °C / 60% RH or at specified test values	-	8012-1188
	right		
	30 mm	01	8012-1320
	50 mm	01	8012-1326
	80 mm	01	8012-1332
	temperature (according to DIN12880) and humidity measurement incl. certificate, 27 temperature measuring points and 1 humidity measuring point, at 25 °C / 60 % RH or at specified values	-	8012-1615
	temperature measurement incl. certificate, 15- 18 measuring points at specified temperature	-	8012-1589
	temperature measurement incl. certificate, 9 measuring points at specified temperature	-	8012-1568
	top		
80 mm	01	8012-1537	
with visual alarm (DIN 12880)	-	8012-1097	

* Notes › See last page

ACCESSORIES

Designation	Description	*	Art.-No.
Multi Management Software	Multi Management Software APT-COM™		
	version 4, GLP edition	19	9053-0042
	version 4, PROFESSIONAL edition	19	9053-0040

* Notes › See last page

Designation	Description	*	Art.-No.
	Stainless steel	-	6004-0182
	stainless steel	-	6004-0150
	concentrated, for gentle remove of residual contaminants; 1 kg	-	1002-0016
	consisting of fresh- and waste-water containers (20 liters each), cabling and pump		
	external, free-standing	-	8012-1846
	fasteners (1 set of 4) for additional security of racks	-	8012-0620
	IQ/OQ documents – supporting documents for validation performed by customers, consisting of: IQ/OQ checklists incl. calibration guide and comprehensive unit documentation; parameters: temperature and humidity values		
	Digital in PDF format	-	7057-0002
	Hard copy inside folder	-	7007-0002
	IQ/OQ/PQ documents – supporting documents for validation performed by customers, according to customer requirements, PQ section added to qualification folder IQ/OQ; parameters: temperature and humidity values		
	Digital in PDF format	-	7057-0006
Options/Accessories	Hard copy inside folder	-	7007-0006
	RS 422 cable set and RS 485 / RS 422 interface converter for connection to 10-way plug distributor		
	115 V option model	-	8012-0599
	230 V option model	-	8012-0589
	Single-use, replacement cartridge for BINDER PURE AQUA System		
	stainless steel, with fasteners (1 set of 4)	-	8012-1091
	System for preparation or complete desalination of tap water, complete set containing PURE AQUA 300 single-use cartridge, measuring device, and all necessary connecting parts		
	T 220: For continuous temperature logging from -90 °C to 220 °C. The kit includes 1 data logger, Pt 100 sensor with 2 m extension cable and 1 magnetic fixture for mounting to the BINDER unit	19	8012-0715
	TH 100/70: For continuous temperature and humidity logging from -40 °C to 100 °C / 0% to 100% RH and additional logging of ambient conditions. Kit includes 1 data logger, 2 attachable combined humidity/temperature sensors, 2 m extension cable and 1 fixture for mounting to the BINDER unit	19	8012-1838
	TH 100: For continuous temperature and humidity logging from -50 °C to 100 °C; 0% to 100% RH. Kit includes 1 data logger, Pt 100 sensor with 2 m extension cable, and 1 magnetic fixture for mounting to the BINDER unit	19	8012-1837

* Notes › See last page

SERVICES

Designation	Description	*	Art.-No.
Installation services			
Services	Unit function instructions for operation and programming of the controller	18	DL10-0700
	Unpacking and setting up of unit, connecting to existing connections, and checking function	13, 18	DL10-0300
Preventive maintenance			
Services	Executive of equipment inspection according to maintenance plan	14, 18	DL20-0500
Calibration services			
	Expansion – including certificate, each additional measuring point in center of chamber at 25 °C / 60% RH or at specified values	14, 16, 17, 18	DL30-0302
	Temperature and humidity calibration with 1 measuring point in center of chamber with 1 specified pair of values, including certificate	14, 16, 17, 18	DL30-0301
	Temperature measurement in accordance with DIN 12880 with 27 temperature measuring points and 1 humidity measuring point in center of chamber at specified values, including certificate	14, 16, 17, 18	DL30-0427
Services	Temperature measurement with 18 temperature measuring points and 1 humidity measuring point in center of chamber with 1 specified pair of values, including certificate	14, 16, 17, 18	DL30-0318
	Temperature measurement with 27 temperature measuring points and 1 humidity measuring point in center of chamber with 1 specified pair of values, including certificate	14, 16, 17, 18	DL30-0327
	Temperature measurement with 9 temperature measuring points and 1 humidity measuring point in center of chamber at specified values, including certificate	14, 16, 17, 18	DL30-0309
Validation services			
Services	Execution of IQ/OQ in accordance with qualification folder	15, 18	DL42-0300
	Execution of IQ/OQ/PQ in accordance with qualification folder	15, 18	DL44-0500

* Notes › See last page

Designation	Description	*	Art.-No.
Warranty service			
Services	The warranty is extended from 2 to 3 years from the delivery date, wear parts are excluded	-	DL01-3041
	The warranty is extended from 2 to 5 years from the delivery date, wear parts are excluded	-	DL01-3042

* Notes › See last page

NOTES

- 01 Condensation may occur in the area around the access port. Access ports may be placed in custom locations for an additional charge.
- 02 UL mark is not granted when this option is used.
- 03 Heat resistant only to max. 200 °C.
- 04 Only available on units rated for 230 V.
- 07 The additional heat input may affect the temperature behavior.
- 09 Not in conjunction with the optional access port, door with window and interior lighting.
- 10 Not available on 23-liter units.
- 11 Not available on 23- or 53-liter units.
- 12 Only available on units rated for 230 V or 400 V.
- 13 Installation and connections take place at unit location; transport within the company only upon consultation.
- 14 We recommend a BINDER service contract to cover unit inspections, calibrations and validations.
- 15 OQ according to Yellow Paper = completed factory validation documentation of all OQ checklists.
- 16 Sensor calibration is performed in an accredited calibration laboratory.
- 17 Calibration is performed according to the BINDER factory standard.
- 18 Quoted prices do not include travel costs. Please refer to the chapter on BINDER Service for travel costs for your region. Quoted prices for services performed in Switzerland do not include a country-specific added fee (available on request).
- 19 For additional accessories, refer to the Process documentation chapter.

BINDER GmbH

Tuttlingen, Germany
TEL +49 7462 2005 0
FAX +49 7462 2005 100
info@binder-world.com
www.binder-world.com

BINDER Asia Pacific (Hong Kong) Ltd.

Kowloon, Hong Kong, P.R. China
TEL +852 39070500
FAX +852 39070507
asia@binder-world.com
www.binder-world.com

Representative Office for CIS

Moscow, Russia
TEL +7 495 988 15 16
FAX +7 495 988 15 17
russia@binder-world.com
www.binder-world.com

**BINDER Environmental Testing
Equipment (Shanghai) Co., Ltd.**

Shanghai, P.R. China
TEL +86 21 685 808 25
FAX +86 21 685 808 29
china@binder-world.com
www.binder-world.com

BINDER Inc.

Bohemia, NY, USA
TEL +1 631 224 4340
FAX +1 631 224 4354
usa@binder-world.com
www.binder-world.us