

# Model KBF 1020 | Constant climate chambers with large temperature / humidity range

The BINDER KBF is the specialist for unconditionally reliable stability testing and precise maintenance of constant climate conditions. From programming to documentation, this constant climate chamber meets all critical requirements.

## BENEFITS

- Homogeneous climate conditions thanks to APT.line™ technology
- Automatic water and wastewater management
- Pressure humidification with fast response times



Model 1020



Model 1020

## MAIN FEATURES

- Temperature range: 0 °C to 70 °C
- Humidity range: 10 % to 80 % RH
- APT.line™ preheating chamber technology
- Humidity regulation with capacitive humidity sensor and vapor humidification
- Intuitive touchscreen controller with time-segment and real-time programming
- BINDER Multi Management Software APT-COM™ Basic Edition
- Internal data logger, measured values can be read out in open format via USB
- Unit self-test for comprehensive status analysis
- Tight-sealing inner door made of safety glass (ESG)
- Avoidance of glass corrosion by special TIMELESS coating
- Inner chamber made of stainless steel
- 2 stainless steel racks
- Access port with silicone plug, 30 mm, left
- 4 stable castors, two with brakes, from 240 liters
- Class 3.1 independent temperature safety device (DIN 12880) with visual and audible temperature alarm
- Computer interface: Ethernet
- Door heating

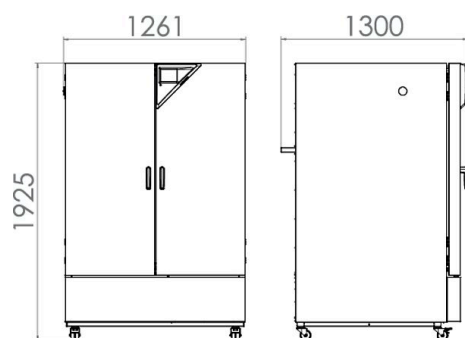
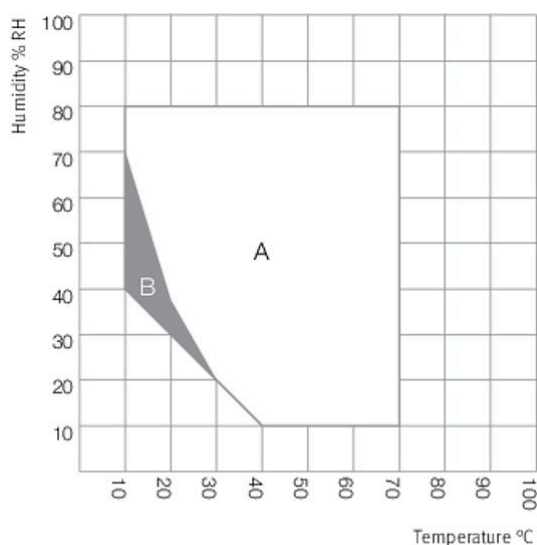
## ORDERING INFORMATION

Interior volume [L]	Voltage	Option model	Version	Art.-No.
1020	200...230 V 1~ ph 50/60 Hz	Standard	KBF1020-230V	9020-0326
	200...240 V 1~ ph 50/60 Hz	Standard	KBF1020-240V	9020-0327

**TECHNICAL DATA**

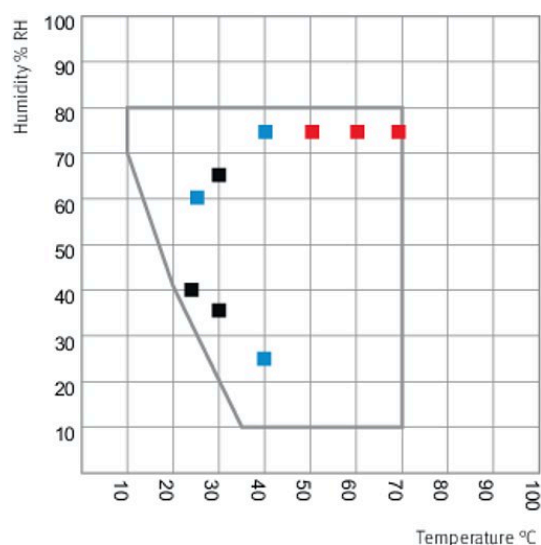
Description	KBF1020-230V <sup>1</sup>	KBF1020-240V <sup>1</sup>
<b>Article Number</b>	<b>9020-0326</b>	<b>9020-0327</b>
<b>Performance Data Temperature</b>		
Temperature range	0...70	0...70
Temperature variation at 40 °C [± K]	0.2	0.2
Temperature fluctuation [± K]	0.5	0.5
Max. heat compensation at 40 °C [W]	600	600
<b>Performance Data Climate</b>		
Temperature range [°C]	10...70	10...70
Temperature variation at 25 °C and 60 % RH [± K]	0.2	0.2
Temperature variation at 40 °C and 75 % RH [± K]	0.2	0.2
Temperature fluctuation at 25 °C and 60 % RH [± K]	0.1	0.1
Temperature fluctuation at 40 °C and 75 % RH [± K]	0.1	0.1
Humidity range [% RH]	10...80	10...80
Humidity fluctuation at 25 °C and 60 % RH	1,5 ± % RH	1,5 ± % RH
Humidity fluctuation at 40 °C and 75 % RH	1,5 ± % RH	1,5 ± % RH
Humidity recovery time after 30 s door open at 25 °C and 60 % RH [min]	11	11
Humidity recovery time after 30 s door open at 40 °C and 75 % RH [min]	12	12
<b>Electrical data</b>		
Rated Voltage [V]	200...230	200...240
Power frequency [Hz]	50/60	50/60
Nominal power [kW]	3.1	3.1
Unit fuse [A]	16	16
Phase (Nominal voltage)	1~	1~
<b>Measures</b>		
Interior volume [L]	1020	1020
Net weight of the unit (empty) [kg]	379	379
Permitted load [kg]	150	150
Load per rack [kg]	45	45
Wall clearance back [mm]	100	100
Wall clearance sidewise [mm]	100	100
<b>Internal Dimensions</b>		
Width [mm]	973	973
Height [mm]	1250	1250
Depth [mm]	836	836
<b>Doors</b>		
Inner doors	2	2
Unit doors	2	2
<b>Housing dimensions not incl. fittings and connections</b>		
Width net [mm]	1250	1250
Height net [mm]	1925	1925
Depth net [mm]	1145	1145
<b>Environment-specific data</b>		
Energy consumption at 40 °C and 75 % RH [Wh/h]	650	650
Sound-pressure level [dB(A)]	56	56
<b>Fixtures</b>		
Number of shelves (std./max.)	2/15	2/15

1 All technical data is specified for unloaded units with standard equipment at an ambient temperature of +22 °C ±3 °C and a power supply voltage fluctuation of ±10 %. The temperature data is determined in accordance to BINDER factory standard following DIN 12880, observing the recommended wall clearances of 10 % of the height, width, and depth of the inner chamber. Technical data refers to 100 % fan speed. All indications are average values, typical for units produced in series. We reserve the right to change technical specifications at any time.

**DIMENSIONS incl. fittings and connections [mm]**

**CHARTS**


A: Guaranteed condensation-free range  
B: Time-limited operation (max. 24 hours)

Climate chart



■ ICH Q1A Long term stability testing  
■ ICH Q1A Accelerated stability testing  
■ ICH Stress testing

Temperature-humidity chart with ICH checkpoints

**OPTIONS**

Designation	Description	*	Art.-No.
	left		
	30 mm	01	8012-1442
	50 mm	01	8012-1472
	100 mm	01	8012-0515
	right		
<b>Access port with silicone plug</b>	30 mm	01	8012-1436
	50 mm	01	8012-1466
	100 mm	01	8012-0514
	top		
	30 mm	01	8012-1448
	50 mm	01	8012-1454
	100 mm	01	8012-1460
<b>Alarm output, zero-voltage</b>	for temperature ( $\pm 2$ °C) and humidity ( $\pm 5$ % RH), accessible via 6-pin DIN socket (max. 24 V - 2.5 A), with audible signal that can be switched off	-	8012-1810
<b>Analog output 4-20 mA</b>	for temperature and humidity values (output not adjustable)	-	8012-1811
<b>Calibration certificate, expanded</b>	for temperature and humidity; for extending the measurement in center of chamber to include another test value	-	8012-0155

\* Notes > See last page

Designation	Description	*	Art.-No.
<b>Calibration certificate, temperature</b>	temperature measurement incl. certificate and 27 measuring points at specified temperature	-	8012-0923
	temperature measurement incl. certificate, 15- 18 measuring points at specified temperature	-	8012-0920
	temperature measurement incl. certificate, 9 measuring points at specified temperature	-	8012-0917
<b>Calibration certificate, temperature and humidity</b>	Measurement in center of chamber at 25 °C / 60% RH or at specified test values	-	8012-0154
	temperature (according to DIN12880) and humidity measurement incl. certificate, 27 temperature measuring points and 1 humidity measuring point, at 25 °C / 60 % RH or at specified values	-	8012-0924
<b>Class 3.3 independent temperature safety device</b>	with visual alarm (DIN 12880)	-	8012-1034
<b>Converter, voltage</b>	to operate the device at a nominal voltage of 120 V 1 ph 60 Hz		
	240 V option model	-	8009-0821
<b>Door lock</b>	lockable door handle	-	8012-1024
<b>Interior socket</b>	Waterproof, switched flush-mounting box (CA3GD) for nominal voltage in unit interior, with cover and corresponding plug (nominal voltage; max. 500 W; max. 90 °C; protection class IP67)	07	8012-1043
<b>Pt 100 temperature sensor</b>	additional flexible Pt 100, interior, for displaying the temperature on the unit display	-	8012-1042
<b>RS 485 interface, 2-wire</b>	Additional serial interface can be used parallel to Ethernet, for Multi Management Software APT-COM™	-	8012-1066

\* Notes › See last page

## ACCESSORIES

Designation	Description	*	Art.-No.
<b>APT-COM™ 4 BASIC-Edition</b>	for simple logging and documentation requirements with up to 5 networked units. version 4, BASIC edition	19	9053-0039
<b>APT-COM™ 4 GLP-Edition</b>	for working under GLP-compliant conditions. Measured values are documented in a tamper-proof way in line with the requirements of FDA Regulation 21 CFR 11. version 4, GLP edition	19	9053-0042
<b>APT-COM™ 4 PROFESSIONAL-Edition</b>	convenient unit and user management built on the BASIC edition. Suitable for networking up to 100 units. version 4, PROFESSIONAL edition	19	9053-0040
<b>BINDER PURE AQUA SERVICE</b>	System for preparation or complete desalination of tap water, complete set containing PURE AQUA 300 single-use cartridge, measuring device, and all necessary connecting parts	-	8012-0759
<b>BINDER PURE AQUA SERVICE, accessories</b>	Single-use, replacement cartridge for BINDER PURE AQUA System	-	6011-0165
<b>Data Logger Kit</b>	T 220: For continuous temperature logging from -90 °C to 220 °C. The kit includes 1 data logger, Pt 100 sensor with 2 m extension cable and 1 magnetic fixture for mounting to the BINDER unit	19	8012-0715
	TH 70/70: For continuous temperature and humidity logging from -40 °C to 70 °C / 0% to 100% RH and additional logging of ambient conditions. Kit includes 1 data logger, 2 attachable combined humidity/temperature sensors, 2 m extension cable and 1 fixture for mounting to the BINDER unit	19	8012-0717
	TH 70: For continuous temperature and humidity logging from -40 °C to 70 °C; 0% to 100% RH. Kit includes 1 data logger, Pt 100 sensor with 2 m extension cable, and 1 magnetic fixture for mounting to the BINDER unit	19	8012-0716
<b>Data Logger Software</b>	LOG ANALYZE software kit, configuration and evaluation software for all BINDER Data Logger Kits (incl. USB data cable)	19	8012-0821
<b>LED light bars</b>	Basic set consisting of 2 pieces, attachment material, control unit for max. 4 light strips, 100-240 V, 50/60 Hz		
	Basic set 300, length 30 cm	-	8012-1107
	Basic set 500, length 50 cm	-	8012-1108
	Basic set 900, length 90 cm	-	8012-1109
	Expansion set consisting of 2 pieces, attachment material: clips. For expanding the basic set of light bars		
	Expansion set 300, length 30 cm	-	8012-1716
	Expansion set 500, length 50 cm	-	8012-1717
Expansion set 900, length 90 cm	-	8012-1718	
<b>pH-neutral detergent</b>	concentrated, for gentle remove of residual contaminants; 1 kg	-	1002-0016

\* Notes › See last page

Designation	Description	*	Art.-No.
<b>Qualification documents</b>	IQ/OQ documents – supporting documents for validation performed by customers, consisting of: IQ/OQ checklists incl. calibration guide and comprehensive unit documentation; parameters: temperature and humidity values		
	Digital in PDF format	–	7057-0002
	Hard copy inside folder	–	7007-0002
	IQ/OQ/PQ documents – supporting documents for validation performed by customers, according to customer requirements, PQ section added to qualification folder IQ/OQ; parameters: temperature and humidity values		
	Digital in PDF format	–	7057-0006
	Hard copy inside folder	–	7007-0006
<b>Rack</b>	stainless steel	–	6004-0143
<b>Rack accessories</b>	fasteners (1 set of 4) for additional security of racks	–	8012-0620
<b>Rack, reinforced</b>	stainless steel, with fasteners (1 set of 4)	–	8012-0968
<b>RS 485 / RS 422 interface converter</b>	RS 422 cable set and RS 485 / RS 422 interface converter for connection to 10-way plug distributor		
	115 V option model	–	8012-0599
	230 V option model	–	8012-0589
<b>Shelf, perforated</b>	Stainless steel	–	8009-0792
<b>Water supply set</b>	consisting of fresh- and waste-water containers (20 liters each), cabling and pump		
	external, for hanging from the back of the device	–	8012-0643
	external, free-standing	–	8012-1846

\* Notes › See last page

## SERVICES

Designation	Description	*	Art.-No.
<b>Installation services</b>			
Unit installation	Unpacking and setting up of unit, connecting to existing connections, and checking function	13, 18	DL10-0300
Unit instructions	Unit function instructions for operation and programming of the controller	18	DL10-0700
<b>Preventive maintenance</b>			
Maintenance	Functional testing of all electrical and mechanical components, short calibration, documentation in the maintenance schedule	14, 18	DL20-0400
<b>Calibration services</b>			
Temperature and humidity calibration	Expansion – including certificate, each additional measuring point in center of chamber at 25 °C / 60% RH or at specified values	14, 16, 17, 18	DL30-0302
	Temperature and humidity calibration with 1 measuring point in center of chamber with 1 specified pair of values, including certificate	14, 16, 17, 18	DL30-0301
Temperature measurement in accordance with DIN 12880, 27 temperature measuring points and 1 humidity measuring point	Temperature measurement in accordance with DIN 12880 with 27 temperature measuring points and 1 humidity measuring point in center of chamber at specified values, including certificate	14, 16, 17, 18	DL30-0427
Temperature measurement, 18 temperature measuring points and 1 humidity measuring point	Temperature measurement with 18 temperature measuring points and 1 humidity measuring point in center of chamber with 1 specified pair of values, including certificate	14, 16, 17, 18	DL30-0318
Temperature measurement, 27 temperature measuring points and 1 humidity measuring point	Temperature measurement with 27 temperature measuring points and 1 humidity measuring point in center of chamber with 1 specified pair of values, including certificate	14, 16, 17, 18	DL30-0327
Temperature measurement, 9 temperature measuring points and 1 humidity measuring point	Temperature measurement with 9 temperature measuring points and 1 humidity measuring point in center of chamber at specified values, including certificate	14, 16, 17, 18	DL30-0309
<b>Validation services</b>			
Execution of IQ/OQ	Execution of IQ/OQ in accordance with qualification folder	15, 18	DL42-0300
Execution of IQ/OQ/PQ	Execution of IQ/OQ/PQ in accordance with qualification folder	15, 18	DL44-0500
<b>Warranty service</b>			
Warranty extension from 2 to 3 years	The warranty is extended from 2 to 3 years from the delivery date, wear parts are excluded	–	DL01-4041
Warranty extension from 2 to 5 years	The warranty is extended from 2 to 5 years from the delivery date, wear parts are excluded	–	DL01-4042

\* Notes › See last page

**NOTES**

- 01 Condensation may occur in the area around the access port. Access ports may be placed in custom locations for an additional charge.
- 02 UL mark is not granted when this option is used.
- 03 Heat resistant only to max. 200 °C.
- 04 Only available on units rated for 230 V.
- 07 The additional heat input may affect the temperature behavior.
- 09 Not in conjunction with the optional access port, door with window and interior lighting.
- 10 Not available on 23-liter units.
- 11 Not available on 23- or 53-liter units.
- 12 Only available on units rated for 230 V or 400 V.
- 13 Installation and connections take place at unit location; transport within the company only upon consultation.
- 14 We recommend a BINDER service contract to cover unit inspections, calibrations and validations.
- 15 OQ according to Yellow Paper = completed factory validation documentation of all OQ checklists.
- 16 Sensor calibration is performed in an accredited calibration laboratory.
- 17 Calibration is performed according to the BINDER factory standard.
- 18 Quoted prices do not include travel costs. Please refer to the chapter on BINDER Service for travel costs for your region. Quoted prices for services performed in Switzerland do not include a country-specific added fee (available on request).
- 19 For additional accessories, refer to the Process documentation chapter.

**BINDER GmbH**

Tuttlingen, Germany  
TEL +49 7462 2005 0  
FAX +49 7462 2005 100  
info@binder-world.com  
www.binder-world.com

**BINDER Asia Pacific (Hong Kong) Ltd.**

Kowloon, Hong Kong, P.R. China  
TEL +852 39070500  
FAX +852 39070507  
asia@binder-world.com  
www.binder-world.com

**Representative Office for CIS**

Moscow, Russia  
TEL +7 495 988 15 16  
FAX +7 495 988 15 17  
russia@binder-world.com  
www.binder-world.com

**BINDER Environmental Testing  
Equipment (Shanghai) Co., Ltd.**

Shanghai, P.R. China  
TEL +86 21 685 808 25  
FAX +86 21 685 808 29  
china@binder-world.com  
www.binder-world.com

**BINDER Inc.**

Bohemia, NY, USA  
TEL +1 631 224 4340  
FAX +1 631 224 4354  
usa@binder-world.com  
www.binder-world.us