# Model KBF 1600 | Constant climate chambers with a large temperature / humidity range

**The proven specialist for reliable ICH stability tests in the pharmaceutical industry: the KBF masters all long-term tests, accelerated tests and stress tests. It fulfills all important ICH requirements, from precision to programming and documentation. With flexible water supply options for all installation locations. In addition, the new KBF consumes up to 40 % less energy than its predecessor. With optional light modules, the KBF can be converted into a plant growth chamber.**

## BENEFITS

- A reliable option for critical ICH stability testing thanks to maximum climate homogeneity, even when the unit is fully loaded
- Reliable: failsafe operation over the long term thanks to proven compressor technology and interior made of stainless steel
- Smart: signal triangle with light-up status display and ergonomic control terminal with touchscreen program controller
- Economical: up to 40% lower energy consumption than the previous model thanks to modern inverter cooling technology



Model 1600



Model 1600

## IMPORTANT FEATURES

- Temperature range: 0 °C to +70 °C
- Humidity range: 10% to 80% RH
- Proven APT.line™ preheating chamber technology
- Energy-efficient cooling with modern inverter cooling unit
- Cooling with climate-neutral R-600a refrigerant
- Door heating to prevent condensation
- Adjustable fan speed
- Humidity regulation with capacitive humidity sensor and responsive steam humidification
- Sturdy housing design with HIT sandwich technology
- Stainless-steel inner chamber
- Inner doors made of metal oxide-coated safety glass
- Two racks made of stainless steel
- 80 mm x 45 mm access port with silicone plug
- Floor-standing units featuring sturdy twin casters with brakes at the front
- Intuitive touchscreen controller with time-segment and real-time programming
- Ergonomically adjustable operating terminal
- Signal triangle with light-up status display
- Internal data logger, measured values can be read out in open format via USB
- Class 3.3 independent temperature safety device(DIN 12880) with visual and acoustic alarms
- Unit self-test for comprehensive status analysis
- Data interfaces: Ethernet, USB
- BINDER Multi Management Software APT-COM™ basic edition
- Optional light modules for ICH photostability tests
- Optional LED light modules for plant growth

## ORDERING INFORMATION

| Interior volume [L] | Power supply - unit fuse | Plug* | Version | Model version | Art.-No. |
|---|---|---|---|---|---|
| **Model KBF 1600** | | | | | |
| 1,610 | 220...240 V 1~ 50/60 Hz -16,0 A | CEE 7/7 | Standard | KBF1600-230V | 9020-0483 |
| | 120 V 1~ 50/60 Hz -16,0 A | NEMA 5-20 | Standard | KBF1600UL-120V | 9020-0499 |

## TECHNICAL DATA

| Data | | |
|---|---|---|
| Article Number | 9020-0483 | 9020-0499 |
| Designation | KBF1600-230V | KBF1600UL-120V |
| Option model | Standard | Standard |
| **Performance Data Temperature** | | |
| Temperature range | 0...70 °C | 0...70 °C |
| Max. heat compensation at 40°C | 640 W | 640 W |
| **Performance Data Climate** | | |
| Temperature range with humidity | 10...70 °C | 10...70 °C |
| Humidity range | 10...80 % RH | 10...80 % RH |
| Temperature uniformity at 25°C and 60% RH | 0.4 ± K | 0.4 ± K |
| Temperature uniformity at 40°C and 75% RH | 0.3 ± K | 0.3 ± K |
| Temperature fluctuation at 25°C and 60% RH | 0.1 ± K | 0.1 ± K |
| Temperature fluctuation at 40°C and 75% RH | 0.1 ± K | 0.1 ± K |
| Humidity fluctuation at 25°C and 60% RH | 1.5 ± % RH | 1.5 ± % RH |
| Humidity fluctuation at 40°C and 75% RH | 1.5 ± % RH | 1.5 ± % RH |
| Recovery time after door was opened for 30 s at 25°C and 60% RH | 3 min | 3 min |
| Recovery time after door was opened for 30 s at 40°C and 75% RH | 7 min | 7 min |
| **Electrical data** | | |
| Rated Voltage | 220...240 V | 120 V |
| Power frequency | 50/60 Hz | 50/60 Hz |
| Nominal power | 1,7 kW | 1,7 kW |
| Unit fuse | 16,0 A | 16,0 A |
| Phase (Nominal voltage) | 1~ | 1~ |
| **Dimensions and weights** | | |
| Interior volume | 1,610 L | 1,610 L |
| Net weight of the unit (empty) | 438 kg | 438 kg |
| Load per rack | 40 kg | 40 kg |
| Permitted load | 200 kg | 200 kg |

| | | |
|---|---|---|
| Wall clearance back | 100 mm | 100 mm |
| Wall clearance sidewise | 180 mm | 180 mm |
| **Housing dimensions not incl. fittings and connections** | | |
| Width net | 1,795 mm | 1,795 mm |
| Height net | 1,951 mm | 1,951 mm |
| Depth net | 1,175 mm | 1,175 mm |
| **Internal Dimensions** | | |
| Interior width | 1,521 mm | 1,521 mm |
| Interior height | 1,250 mm | 1,250 mm |
| Interior depth | 847 mm | 847 mm |
| Inner doors | 2 | 2 |
| Unit doors | 2 | 2 |
| **Environment-specific data** | | |
| Sound-pressure level at 25°C and 60% RH | 54 dB(A) | 54 dB(A) |
| Energy consumption at 25°C and 60% RH | 395 Wh/h | 410 Wh/h |
| Energy consumption at 40°C and 75% RH | 460 Wh/h | 570 Wh/h |
| **Fixtures** | | |
| Number of shelves (std./max.) | 2/16 | 2/16 |

All technical data is specified for unloaded units with standard equipment at an ambient temperature of +22 °C ±3 °C and a power supply voltage fluctuation of ±10 %. The temperature data is determined in accordance to BINDER factory standard following DIN 12880, observing the recommended wall clearances of 10 % of the height, width, and depth of the inner chamber. Technical data refers to 100 % fan speed. All indications are average values, typical for units produced in series. We reserve the right to change technical specifications at any time.

## DIMENSIONS Incl. fittings and connections [mm]

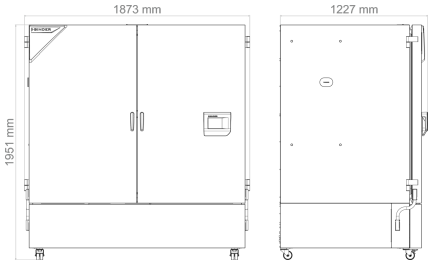

## DIAGRAMS

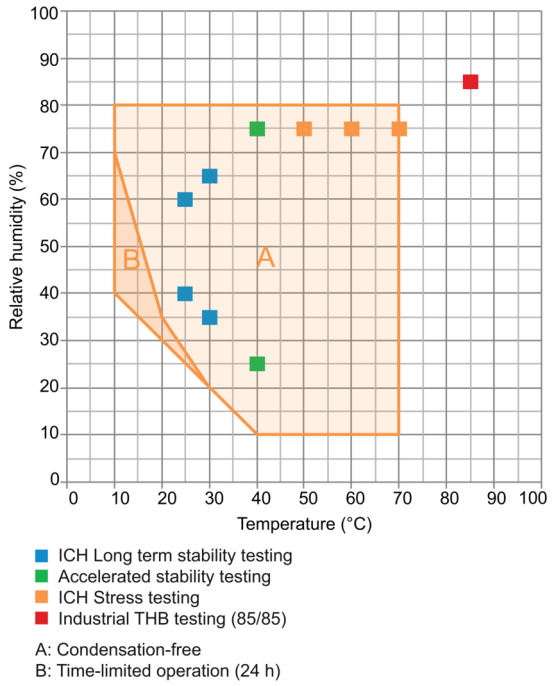


Climate chart

## OPTIONS

| Designation | Description | KBF 1600 | * | Art.-No. |
|---|---|---|---|---|
| Access port with silicone plug | left | | | |
| | 30 mm | • | 01 | 8012-2481 |
| | 50 mm | • | 01 | 8012-2482 |
| | 100 mm | • | 01 | 8012-2483 |
| | right | | | |
| | 30 mm | • | 01 | 8012-2484 |
| | 50 mm | • | 01 | 8012-2485 |
| | 100 mm | • | 01 | 8012-2486 |
| | top | | | |
| | 30 mm | • | 01 | 8012-2499 |
| | 50 mm | • | 01 | 8012-2487 |
| | 100 mm | • | 01 | 8012-2488 |
| Alarm output, zero-voltage | accessible via 3-pin clamping sleeve (max. 24 V - 2.5 A) | • | - | 8012-2503 |
| Analog output 4-20 mA | for temperature and humidity values (output not adjustable) | • | - | 8012-2574 |

| Designation | Description | KBF 1600 | * | Art.-No. |
|---|---|---|---|---|
| Calibration certificate, expanded | for temperature and humidity; for extending the measurement in center of chamber to include another test value | • | - | 8012-2575 |
| Calibration certificate, temperature | temperature measurement incl. certificate, 9 measuring points at specified temperature | • | - | 8012-2378 |
| | temperature measurement incl. certificate, 15- 18 measuring points at specified temperature | • | - | 8012-2382 |
| | temperature measurement incl. certificate and 27 measuring points at specified temperature | • | - | 8012-2426 |
| Calibration certificate, temperature and humidity | Measurement in center of chamber at 25°C / 60% RH or at specified test values | • | - | 8012-2437 |
| | temperature (according to DIN12880) and humidity measurement incl. certificate, 27 temperature measuring points and 1 humidity measuring point, at 25 °C / 60 % RH or at specified values | • | - | 8012-2577 |
| Door lock | lockable door handle | • | - | 8012-2536 |
| Door lock, electromechanical | can be opened with PIN code via controller | • | - | 8012-2589 |
| Dry-air purge | uncontrolled, incl. connection; for preventing condensation | • | - | 8012-2501 |
| Inner chamber, reinforced | permitted load with U rails 300 kg | • | - | 8012-2423 |
| Interior lighting | With climate-resistant LEDs, switches when the unit door is opened | • | - | 8012-2569 |
| Shipping pallet | with unloading ramp for installing unit without forklift | • | - | 8012-2547 |
| Specimen temperature display | Flexible Pt 100 indoor temperature sensor, for object temperature display or control | • | - | 8012-2591 |
| Swivel casters, height-adjustable | For horizontal alignment of the unit on uneven floors | • | - | 8012-2543 |

## ACCESSORIES

| Designation | Description | KBF 1600 | * | Art.-No. |
|---|---|---|---|---|
| APT-COM™ 4 GLP-Edition | for working under GLP-compliant conditions. Measured values are documented in a tamper-proof way in line with the requirements of FDA Regulation 21 CFR 11. | | | |
| | version 4, GLP edition | • | - | 9053-0042 |
| APT-COM™ 4 PROFESSIONAL-Edition | convenient unit and user management built on the BASIC edition. Suitable for networking up to 100 units. | | | |
| | version 4, PROFESSIONAL edition | • | - | 9053-0040 |
| BINDER PURE AQUA SERVICE | System for preparation or complete desalination of tap water, complete set containing PURE AQUA 300 single-use cartridge, measuring device, and all necessary connecting parts | • | - | 8012-0759 |
| BINDER PURE AQUA SERVICE, accessories | Single-use, replacement cartridge for BINDER PURE AQUA System | • | - | 6011-0165 |
| $CO_2$ gassing module | BINDER $CO_2$ gassing module 0-1%, with NDIR $CO_2$ sensor and analog output 4-20 mA | • | - | 8012-2140 |
| | BINDER $CO_2$ gassing module 0-20%, with NDIR $CO_2$ sensor and analog output 4-20 mA | • | - | 8012-2138 |

| Designation | Description | KBF 1600 | * | Art.-No. |
|---|---|---|---|---|
| LED light bars | Basic set consisting of 2 pieces, attachment material, control unit for max. 4 light strips, 100-240 V, 50/60 Hz | | | |
| | Basic set 500, length 50 cm | • | - | 8012-1108 |
| | Basic set 900, length 90 cm | • | - | 8012-1109 |
| | Expansion set consisting of 2 pieces, attachment material: clips. For expanding the basic set of light bars | | | |
| | Expansion set 500, length 50 cm | • | - | 8012-1717 |
| | Expansion set 900, length 90 cm | • | - | 8012-1718 |
| Light module for plants | BINDER LED plant light module consisting of 16 LED strip lights, 3-channel controller and fresh air pump as well as independent power supply | • | - | 8012-2439 |
| pH-neutral detergent | concentrated, for gentle remove of residual contaminants; 1 kg | • | - | 8012-2250 |
| Qualification documents | IQ/OQ/PQ documents – supporting documents for validation performed by customers, according to customer requirements, PQ section added to qualification folder IQ/OQ; parameters: temperature and humidity values | | | |
| | Digital in PDF format | • | - | 7057-0006 |
| | Hard copy inside folder | • | - | 7007-0006 |
| | IQ/OQ documents – supporting documents for validation performed by customers, consisting of: IQ/OQ checklists incl. calibration guide and comprehensive unit documentation; parameters: temperature and humidity values | | | |
| | Digital in PDF format | • | - | 7057-0002 |
| | Hard copy inside folder | • | - | 7007-0002 |
| Shelf rack, perforated | Shelf rack in set with pair of retaining rails (U rails), made entirely of stainless steel | | | |
| | Load-bearing capacity 40 kg | • | - | 8012-2410 |
| Standard rack | Shelf rack in set with pair of retaining rails (ball bearing mounted telescopic rails), made entirely of stainless steel | | | |
| | Load-bearing capacity 40 kg | • | - | 8012-2387 |
| | Shelf rack in set with pair of retaining rails (U rails), made entirely of stainless steel | | | |
| | Load-bearing capacity 40 kg | • | - | 8012-2393 |
| Water supply | External, free-standing, set consisting of 20-liter fresh water canister with pump and level sensor and 20-liter waste water canister | • | - | 8012-2592 |

## SERVICES

| Designation | Description | * | Art.-No. |
|---|---|---|---|
| **Calibration services** | | | |
| $CO_2$ regulation calibration 0-1% | Calibration of $CO_2$ concentration at 0,5 % by vol. with analyzed test gas, including certificate | 05 | DL30-0404 |

| Designation | Description | * | Art.-No. |
|---|---|---|---|
| $CO_2$ regulation calibration 0-20% | Calibration of $CO_2$ concentration at 5,0 % by vol. with analyzed test gas, including certificate | 05 | DL30-0405 |
| Temperature and humidity calibration | Expansion –Temperature and humidity calibration with 1 measuring point in center of chamber with 1 specified pair of values, including certificate | 05 | DL30-0302 |
| | Temperature and humidity calibration with 1 measuring point in center of chamber with 1 specified pair of values, including certificate | 05 | DL30-0340 |
| Temperature and humidity measurement, 9-1 measuring points | Temperature measurement with 9 temperature measuring points and 1 humidity measuring point in center of chamber with a pair of values specified by the user, including certificate | 05 | DL30-0309 |
| Temperature and humidity measurement, 18-1 measuring points | Temperature measurement with 18 temperature measuring points and 1 humidity measuring point in center of chamber with a pair of values specified by the user, including certificate | 05 | DL30-0318 |
| Temperature and humidity measurement, 27-1 measuring points | Temperature measurement with 27 temperature measuring points and 1 humidity measuring point in center of chamber with a pair of values specified by the user, including certificate | 05 | DL30-0327 |
| Temperature and humidity measurement according to DIN12880 | Temperature measurement in accordance with DIN 12880 with 27 temperature measuring points and 1 humidity measuring point in center of chamber with a pair of values specified by the user, including certificate | 05 | DL30-0427 |
| **Installation services** | | | |
| Installation $CO_2$ control module | Installation of the BINDER $CO_2$ control module (0-1% oder 0-20%), Mounting the supply box, inserting the $CO_2$ sensor and the gas hose into the interior, sealing the access port, connecting the box to an existing $CO_2$ gas supply, updating the controller data set, function check | 05 | DL10-0130 |
| Installation LED plant light module | Installation of the BINDER LED plant light module, mounting the supply box, mounting the LED light bars on demand, laying the cables and fresh air hose, sealing the access port, function check | 05 | DL10-0150 |
| Unit commissioning | Connect the unit to the customer-side connections (electricity, water, wastewater, gas), basic functions check, brief operating instructions. (excl.: unpacking, setup, controller instructions, programming, installation work) | 05 | DL10-0170 |
| Unit instructions | Instruction regarding operating principle and basic functions of the unit, operation of the control electronics including programming | 05 | DL10-0550 |
| **Maintenance contracts** | | | |
| BRONZE 3-year maintenance contract | Maintenance service as contractually agreed, visual inspection of mechanical and electrical components, check of control response, 20% discount on spare parts | 05 | DL20-0710 |
| GOLD 3-year maintenance contract | Maintenance service as contractually agreed, visual inspection of mechanical and electrical components, check of control response, 20% discount on spare parts, testing of all key functions, replacement of wear parts, calibration of one temperature/humidity value, including certificate | 05 | DL20-0920 |
| SILVER 3-year maintenance contract | Maintenance service as contractually agreed, visual inspection of mechanical and electrical components, check of control response, 20% discount on spare parts, testing of all key functions, calibration of one test temperature specified by the user in the center of the usable space, without certificate | 05 | DL20-0820 |
| **Maintenance services** | | | |
| Maintenance | One-off maintenance service in accordance with maintenance schedule. Visual inspection of mechanical and electrical components, testing of all key functions. Calibration of a test temperature specified by the user in center of usable space without certificate | 05 | DL20-0613 |
| **Validation services** | | | |

| Designation | Description | * | Art.-No. |
|---|---|---|---|
| Execution of IQ/OQ | Execution of IQ/OQ in accordance with qualification folder | 05 | DL42-0300 |
| Execution of IQ/OQ/PQ | Execution of IQ/OQ/PQ in accordance with qualification folder | 05 | DL44-0500 |
| **Warranty service** | | | |
| 1-year warranty extension | The warranty is extended by 1 year from the delivery date, wear parts are excluded | 05 | DL50-0030 |

## NOTES

01 Condensation may occur in the area around the access port. Access ports may be placed in custom locations for an additional charge.

05 Quoted prices do not include travel costs. Please refer to the chapter on BINDER Service for travel costs for your region. Quoted prices for services performed in Switzerland do not include a country-specific added fee (available on request).

**BINDER GmbH**
Tuttlingen, Germany
TEL +49 7462 2005 0
info@binder-world.com
www.binder-world.com

**BINDER Inc.**
Bohemia, NY, USA
TEL +1 631 224 4340
usa@binder-world.com
www.binder-world.us

**BINDER Environmental Testing Equipment (Shanghai) Co., Ltd.**
Shanghai, P.R. China
TEL +86 21 685 808 25
china@binder-world.com
www.binder-world.com