

Model MKT 240 | Dynamic climate chambers for rapid temperature changes with extended low temperature range

Temperature ranges between -70 °C and 180 °C, with the added benefit of natural simulation, are what make the BINDER MKT series so unique. At the same time, this environmental simulation chamber fulfills the very highest precision and performance requirements for cyclical temperature tests.

BENEFITS

- Homogeneous climate conditions thanks to APT.line™ technology
- Comprehensive programming and data acquisition
- Large heated viewing window



Model 240



Model 240

MAIN FEATURES

- Temperature range: -70 °C to 180 °C
- 4 zero-voltage relay contacts
- APT.line™ preheating chamber technology
- Programmable condensation protection for test material
- Heated viewing window with LED interior lighting
- BINDER Multi Management Software APT-COM™ Basic Edition
- Troubleshooting system with visual and audible alarms
- Intuitive touchscreen controller with time-segment and real-time programming
- Internal data logger, measured values can be read out in open format via USB
- Access port with silicone plug: 50 mm, left
- Class 2 independent adjustable temperature safety device (DIN 12880) with visual alarm
- 4 castors, two with brakes
- Computer interface: Ethernet
- 230 V power socket on the right-side control panel
- Adjustable ramp function
- Integrated chart recorder
- Real-time clock
- Door heating
- 1 stainless steel rack
- Inner chamber made of stainless steel
- CFC-free refrigerants R-452A and R-23
- Cooling with cascade compressor cooling unit

ORDERING INFORMATION

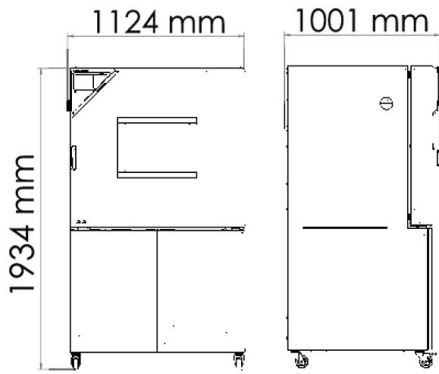
Interior volume [L]	Voltage	Option model	Version	Art.-No.
Model MKT 240				
228	400 V 3~ ph 50 Hz	Standard	MKT240-400V	9020-0386
	480 V 3~ ph 60 Hz	with voltage and frequency converter	MKT240-480V-C	9020-0364

TECHNICAL DATA

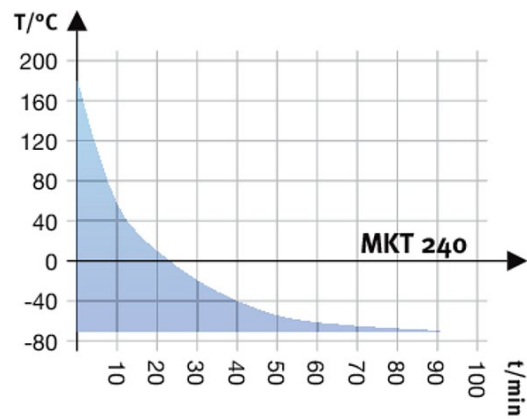
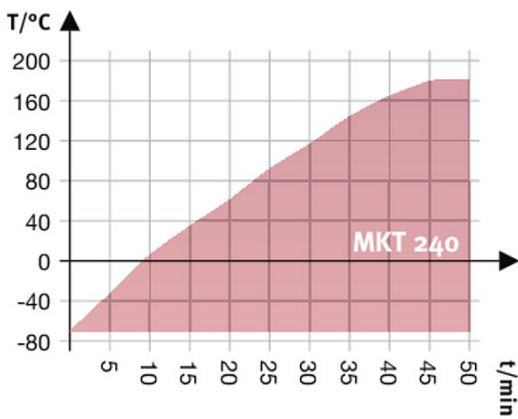
Description	MKT240-400V ¹	MKT240-480V-C ¹
Article Number	9020-0386	9020-0364
Performance Data Temperature		
Temperature range [°C]	-70...180	-70...180
Temperature variation depending on setpoint [± K]	0.1...1.0	0.1...1.0
Temperature fluctuation depending on setpoint [± K]	0.1...0.4	0.1...0.4
Average heating-up rate according to IEC 60068-3-5 [K/min]	5	5
Cooling down time from 180 °C to -70 °C [min]	95	95
Average cooling down time according to IEC 60068-3-5 [K/min]	4.2	4.2
Max. heat compensation at 25 °C [W]	3200	3200
Electrical data		
Rated Voltage [V]	400	480
Power frequency [Hz]	50	60
Nominal power [kW]	6.5	6.5
Unit fuse [A]	16	16
Phase (Nominal voltage)	3~	3~
Outer dimensions		
Width net [mm]	1115	1115
Height net [mm]	1935	1935
Depth net [mm]	925	925
Wall clearance back [mm]	300	300
Wall clearance sidewise [mm]	200	200
Viewing window width [mm]	508	508
Viewing window height [mm]	300	300
Doors		
Unit doors	1	1
Internal Dimensions		
Width [mm]	735	735
Height [mm]	700	700
Depth [mm]	443	443
Measures		
Interior volume [L]	228	228
Net weight of the unit (empty) [kg]	380	380
permitted load [kg]	70	70
Load per rack [kg]	30	30
Environment-specific data		
Sound-pressure level [dB(A)]	64	67
Fixtures		
Number of shelves (std./max.)	1/6	1/6

1 All technical data is specified for unloaded units with standard equipment at an ambient temperature of +22 °C ±3 °C and a power supply voltage fluctuation of ±10 %. The temperature data is determined in accordance to BINDER factory standard following DIN 12880, observing the recommended wall clearances of 10 % of the height, width, and depth of the inner chamber. Technical data refers to 100 % fan speed. All indications are average values, typical for units produced in series. We reserve the right to change technical specifications at any time.

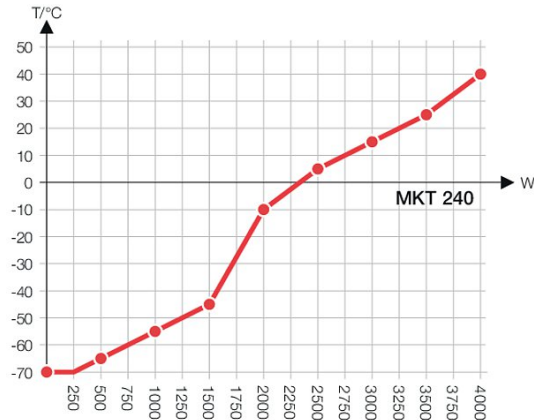
DIMENSIONS incl. fittings and connections [mm]



CHARTS



Heating up rate



Cooling down rate

Heat compensation chart

OPTIONS AND ACCESSORIES

Designation	Description	*	Art.-No.
Access port	notch-type access port in door, 100 x 35 mm	-	8012-1855
	left		
	30 mm	01	8012-1324
	50 mm	01	8012-1330
	80 mm	01	8012-1336
	100 mm	01, 11	8012-1544
	125 mm	01, 11	8012-1353
	right		
Access port with silicone plug	30 mm	01	8012-1321
	50 mm	01	8012-1327
	80 mm	01	8012-1333
	100 mm	01, 11	8012-1541
	125 mm	01, 11	8012-1350
	top		
	80 mm	01	8012-1538
	100 mm	01, 11	8012-1532
	125 mm	01, 11	8012-1535
Analog output 4-20 mA	for temperature values (output not adjustable)	-	8012-1785
Calibration certificate, expanded	for temperature; for extending the measurement in center of chamber to include another test temperature	-	8012-1125
	for temperature, measurement in center of chamber at specified temperature	-	8012-1144
Calibration certificate, temperature	temperature measurement incl. certificate and 27 measuring points at specified temperature	-	8012-1603
	temperature measurement incl. certificate, 15- 18 measuring points at specified temperature	-	8012-1582
	temperature measurement incl. certificate, 9 measuring points at specified temperature	-	8012-1561
Data Logger Kit	T 220: For continuous temperature logging from -90 °C to 220 °C. The kit includes 1 data logger, Pt 100 sensor with 2 m extension cable and 1 magnetic fixture for mounting to the BINDER unit	19	8012-0715
Door lock	lockable door handle	-	8012-1784
Dry-air purge	uncontrolled, incl. connection; for preventing condensation	-	8012-1867
Dry-air purge, connection	for the connection to an existing pressurized air network	-	8012-1788
pH-neutral detergent	concentrated, for gentle remove of residual contaminants; 1 kg	-	1002-0016
Pt 100 temperature sensor	additional flexible Pt 100, interior, for displaying the temperature on the unit display	-	8012-1790
Rack	stainless steel	-	6004-0097
Rack accessories	fasteners (1 set of 4) for additional security of racks	-	8012-0620
Rack, reinforced	stainless steel, with fasteners (1 set of 4)	-	8012-0605
RS 485 / RS 422 interface converter	RS 422 cable set and RS 485 / RS 422 interface converter for connection to 10-way plug distributor		
	115 V option model	-	8012-0599
	230 V option model	-	8012-0589
RS 485 interface, 2-wire	Additional serial interface can be used parallel to Ethernet, for Multi Management Software APT-COM™	-	8012-1770
Shelf, perforated	Stainless steel	-	8009-0447
Temperature safety device class 2	with visual alarm (DIN 12880)	-	8012-1794

* Notes › See last page

SERVICES

Designation	Description	*	Art.-No.
Installation services			
Installation	and set up of unit at operating location, connect to existing connections	13, 18	DL10-0300
Instruction	unit function instructions for operation and programming of the controller	18	DL10-0700
Preventive maintenance			
Preventive maintenance	Executive of equipment inspection according to maintenance plan	14, 18	DL20-0500
Calibration services			
Calibration temperature incl. certificate	including certificate, one measuring point in center of chamber at specified temperature	14, 16, 17, 18	DL30-0101
Temperature measurement 18 measuring points	including certificate, 18 measuring points at specified temperature	14, 16, 17, 18	DL30-0118
Temperature measurement 27 measuring points	including certificate, 27 measuring points at specified temperature	14, 16, 17, 18	DL30-0127
Temperature measurement 9 measuring points	including certificate, 9 measuring points at specified temperature	14, 16, 17, 18	DL30-0109
Validation services			
Execution of IQ/OQ	in accordance with qualification folder	15, 18, 20	DL41-0200
Execution of IQ/OQ/PQ	in accordance with customer's requirement, price: on request	15, 18	DL44-0500
Qualification folder IQ/OQ	supporting documents for validation performed by customer, consisting of: IQ/OQ checklists, unit schematics, QM certificate in accordance with ISO 9001	15, 18, 20	8012-0864
Qualification folder IQ/OQ/PQ	supporting documents for validation performed by customer, in accordance with customer's requirement, extension of Qualification folder IQ/OQ by chapter PQ	15, 18	8012-0952
Warranty service			
Extension of the warranty from 2 to 3 years	beginning with the date of delivery, wearing parts are not included	-	DL01-2041
Extension of the warranty from 2 to 5 years	beginning with the date of delivery, wearing parts are not included	-	DL01-2042

* Notes › See last page

NOTES

- 01 Condensation may occur in the area around the access port. Access ports may be placed in custom locations for an additional charge.
- 02 UL mark is not granted when this option is used.
- 03 Heat resistant only to max. 200 °C.
- 04 Only available on units rated for 230 V.
- 06 Heating-up time may increase as a result of the lower heat conductivity.
- 07 The additional heat input may affect the temperature behavior.
- 09 Not in conjunction with the optional access port, door with window and interior lighting.
- 10 Not available on 23-liter units.
- 11 Not available on 23- or 53-liter units.
- 12 Only available on units rated for 230 V or 400 V.
- 13 Installation and connections take place at unit location; transport within the company only upon consultation.
- 14 We recommend a BINDER service contract to cover unit inspections, calibrations and validations.
- 15 OQ according to Yellow Paper = completed factory validation documentation of all OQ checklists.
- 16 Sensor calibration is performed in an accredited calibration laboratory.
- 17 Calibration is performed according to the BINDER factory standard.
- 18 Quoted prices do not include travel costs. Please refer to the chapter on BINDER Service for travel costs for your region. Quoted prices for services performed in Switzerland do not include a country-specific added fee (available on request).
- 19 For additional accessories, refer to the Process documentation chapter.
- 20 When ordering IQ/OQ qualification folders and associated IQ/OQ execution on one order, we offer a 15 % discount for the item of the IQ/OQ folder.
When ordering IQ/OQ/PQ qualification folders and associated IQ/OQ/PQ execution on one order, we offer a 15 % discount for the item of the IQ/OQ/PQ folder.